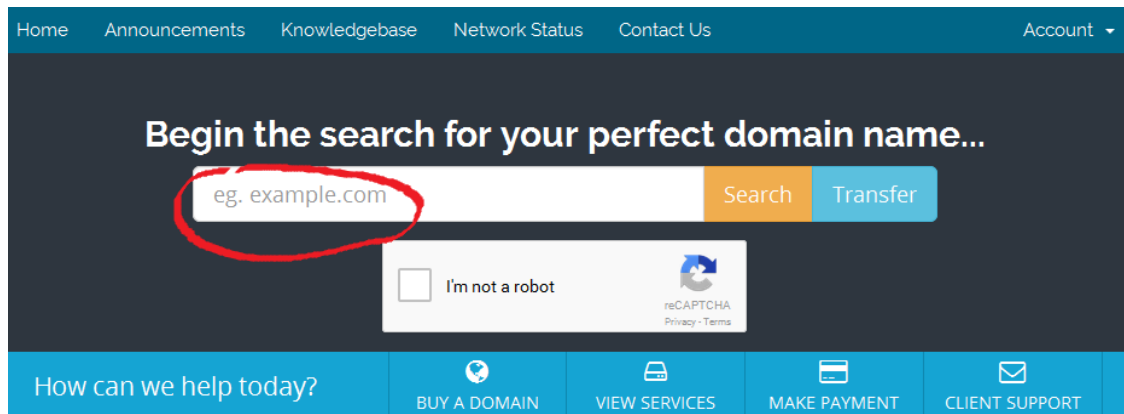


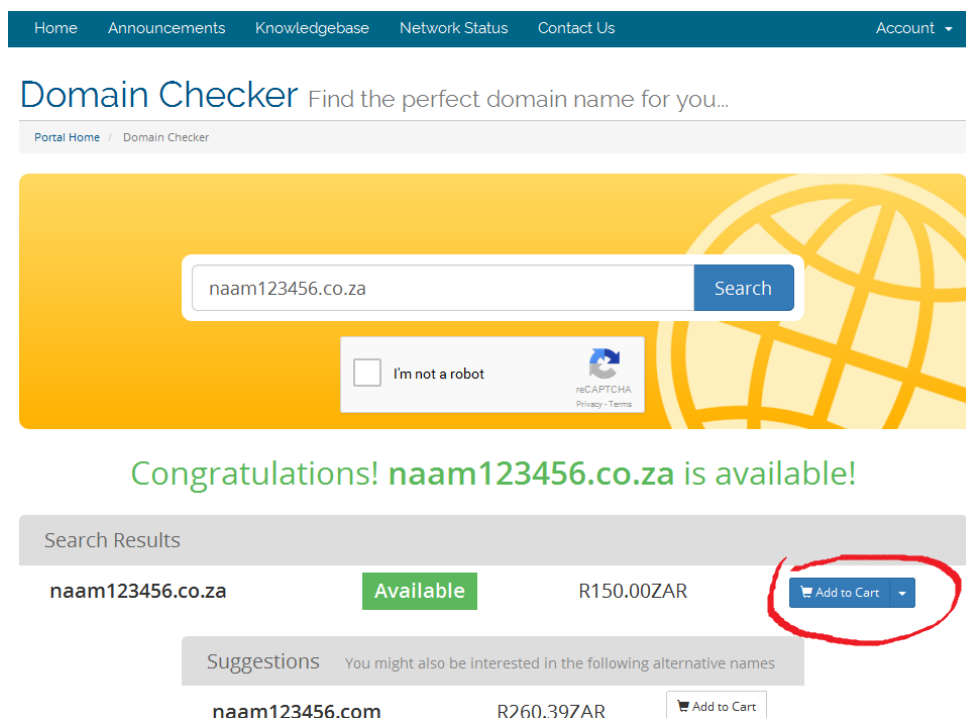
Please go to our website here:

<https://usl.website/>



Chose a .Co.Za Domain name and click on “I am not a robot” and then on the yellow Search button.

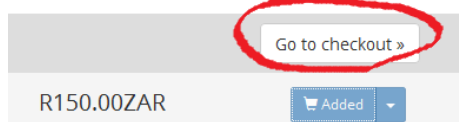
The website will let you know if it is available or not, like below:



Now Click the “Add to Cart” button.

a “Go to checkout” button will now appear, click it >>

5.co.za is available!



The Next Screen will be this review screen:

Knowledgebase Network Status Contact Us Account ▾

Review & Checkout

Product/Options	Price/Cycle
Domain Registration Edit naam123456.co.za	R150.00ZAR 1 Year/s

[Empty Cart](#)

Apply Promo Code

Enter promo code if you have one

Validate Code

Order Summary

Subtotal R150.00ZAR

Totals R150.00ZAR Annually

R150.00ZAR
Total Due Today

[Checkout -->](#)

[Continue Shopping](#)

Click on “Checkout -->” button.

If you are not signed in you will see the form below:

You can either sign in or create a new account if you don’t have one yet.

Knowledgebase Network Status Contact Us Account ▾

Checkout

Please enter your personal details and billing information to checkout.

[Already Registered?](#)

Personal Information

First Name Last Name

Email Address Phone Number

Billing Address

Company Name (Optional)

Street Address

Street Address 2

City [Country/Region] Postcode

Then below on the same form: >>>

Payment Details

Total Due Today: R150.00ZAR

Please choose your preferred method of payment.

☒ PayPal ☐ Bank Transfer

Additional Notes

You can enter any additional notes or information you want included with your order here...

Complete Order →

Chose how you would like to pay either PayPal or Bank Transfer EFT then click on the “Complete Order” button.

You will now see your invoice or taken to PayPal to make payment.

So this is how to buy a domain with no hosting attached to it and is under your full control when you sign into your billing account with us.